






Windsor Great Park



Key

-  60-minute Totem Pole walk (30 minutes each way)
-  A Totem Pole
-  B Leptis Magna Ruins
-  C Savill Garden
-  Pedestrian entrance

200 m 